| HEAT TREATMENT AND FINAL FINISH |
|---|
| |

| PHYSICAL PROPERTIES | |
|---|---|
| Y. P. | |
| T. S. | |
| EL. 2 | |
| RED | |
| BR. | |
| ROCK | |
| SCL. | |

JULY 22, 1943

| REVISIONS | | | |
|---|---|---|---|
| 1 | 3-21-44 | | |

| DRG. PERTAINS TO | |
|---|---|
| D7114037 | CASING, ASS'Y. |
| 51-125 | .30 BMG, M1919A6 |

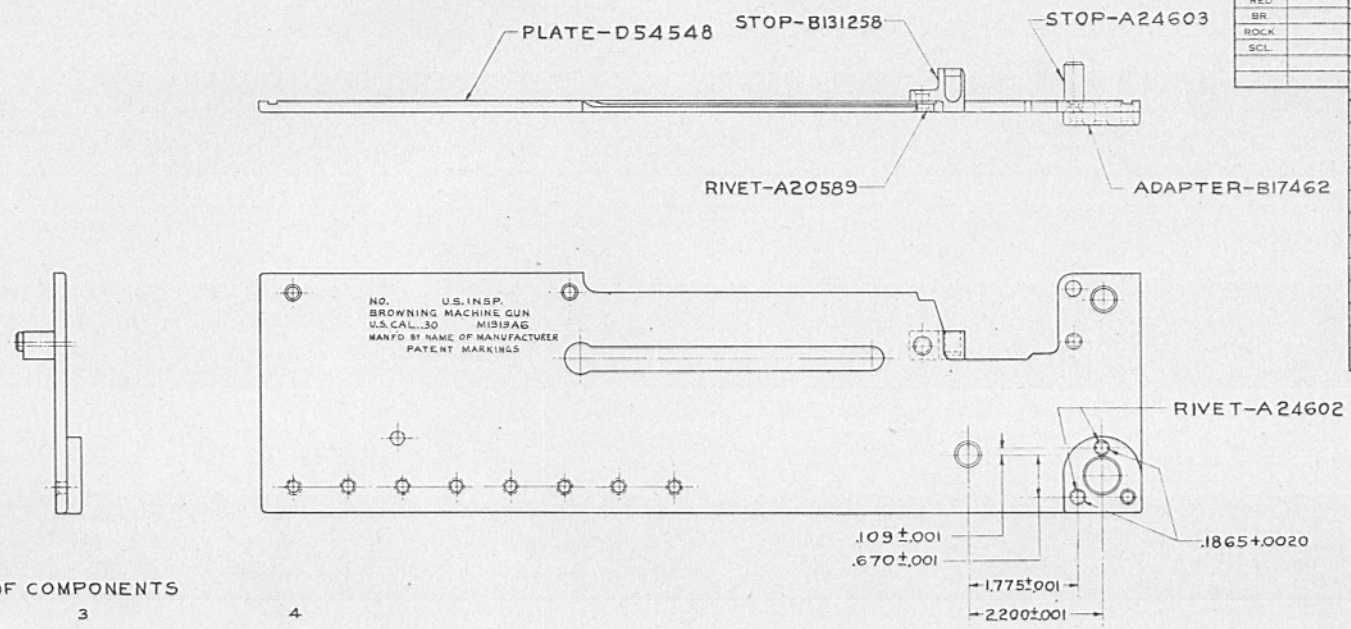


## LIST OF COMPONENTS

| 1 LINE NUMBER | 2 DRAWING NUMBER OR PIECE MARK | 3 NAME OF COMPONENT | | 4 NUMBER REQUIRED |
|---|---|---|---|---|
| 1 | C94516 | PLATE, SIDE, R.H., ASSEMBLY | * | (1) |
| 2 | | COMPOSED OF: | | |
| 3 | B17462 | 1-ADAPTER, MOUNT | * | |
| 4 | D54548 | 1-PLATE, SIDE, R.H. | * | |
| 5 | A20589 | 1-RIVET, REAR CARTRIDGE STOP | | |
| 6 | A24602 | 2-RIVET, MOUNT ADAPTER | | |
| 7 | A24603 | 1-STOP, CARTRIDGE, FRONT | | |
| 8 | B131258 | 1-STOP, CARTRIDGE, REAR | | |
| 9 | | | | |
| 10 | | | | |

* WILL NOT BE ISSUED FOR FIELD MAINTENANCE EXCEPT AS COMPONENTS OF AUTHORIZED ASSEMBLIES

PLATE, SIDE, R.H., ASSEMBLY (C) 94516

NOTE: GRIND ALL RIVETS FLUSH OUTSIDE AND INSIDE

0 1 2 3 4 5 6 7 8 9 10 11 INCHES

C 94516

TOLERANCE ON DIMENSIONS NOT OTHERWISE SPECIFIED
DECIMAL —
FRACTIONAL —
ANGULAR —

| DRAFTSMAN | TRACER | L.D.O. DRAFTSMAN |
|---|---|---|
| S.M.D. | S.M.D. | [illegible] |
| CHECKED | | CHIEF DRAFTSMAN |
| [illegible] | | |

SUBMITTED: [illegible]

APPROVED BY ORDER OF THE CHIEF OF ORDNANCE
[illegible]
CAPT. ORD. DEPT. U.S.A.

ORDNANCE DEPT., U. S. A.

MADE AT ROCK ISLAND ARSENAL

HEAT TREATMENT AND FINAL FINISH

| PHYSICAL PROPERTIES | |
|---|---|
| Y. P. | |
| T. S. | |
| EL. 2 | |
| RED | |
| BR. | |
| ROCK. | |
| SCL. | |

JULY 22, 1943

REVISIONS

| | | | | | |
|---|---|---|---|---|---|
| 1 | 3-21-44 | | | | |

DRG. PERTAINS TO

| | |
|---|---|
| 07114037 | CASING, ASS'Y. |
| 51-125 | .30 BMG, M1919A6 |

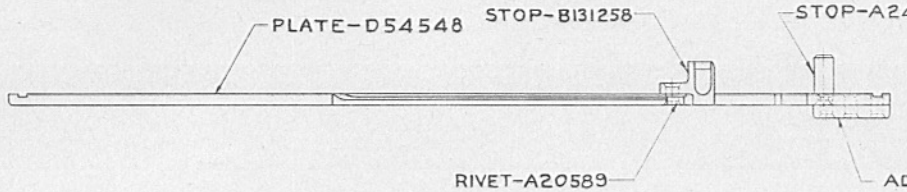

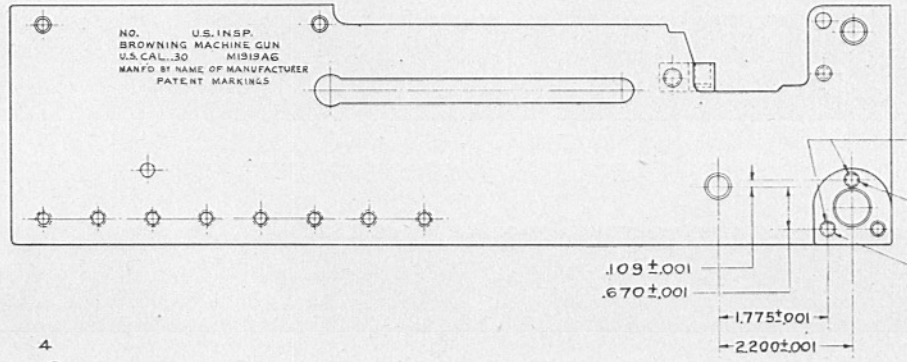


## LIST OF COMPONENTS

| 1 LINE NUMBER | 2 DRAWING NUMBER OR PIECE MARK | 3 NAME OF COMPONENT | | 4 NUMBER REQUIRED |
|---|---|---|---|---|
| 1 | C94516 | PLATE, SIDE, R.H., ASSEMBLY | * | (1) |
| 2 | | COMPOSED OF: | | |
| 3 | B17462 | 1-ADAPTER, MOUNT | * | |
| 4 | D54548 | 1-PLATE, SIDE, R.H. | * | |
| 5 | A20589 | 1-RIVET, REAR CARTRIDGE STOP | | |
| 6 | A24602 | 2-RIVET, MOUNT ADAPTER | | |
| 7 | A24603 | 1-STOP, CARTRIDGE, FRONT | | |
| 8 | B131258 | 1-STOP, CARTRIDGE, REAR | | |
| 9 | | | | |
| 10 | | | | |

*WILL NOT BE ISSUED FOR FIELD MAINTENANCE EXCEPT AS COMPONENTS OF AUTHORIZED ASSEMBLIES

PLATE, SIDE, R.H. ASSEMBLY (C) 94516

NOTE: GRIND ALL RIVETS FLUSH OUTSIDE AND INSIDE

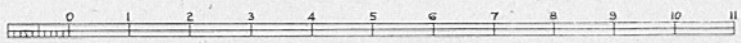


C 94516

TOLERANCE ON DIMENSIONS NOT OTHERWISE SPECIFIED
DECIMAL —
FRACTIONAL —
ANGULAR —

| DRAFTSMAN | TRACER | U.S. DRAFTSMAN |
|---|---|---|
| A.M.D. | J.M.D. | |
| | | LT. ST. DRAFTSMAN |

SUBMITTED:
H.H. Roe

APPROVED BY ORDER OF THE CHIEF OF ORDNANCE
H.H. Roe
CAPT. ORD. DEPT. U.S.A.

ORDNANCE DEPT., U.S.A.
MADE AT ROCK ISLAND ARSENAL

HEAT TREATMENT AND FINAL FINISH

HEAT TREAT REAR END FOR ONE INCH. ROCKC43-49. ANNEAL AROUND TWO HOLES.

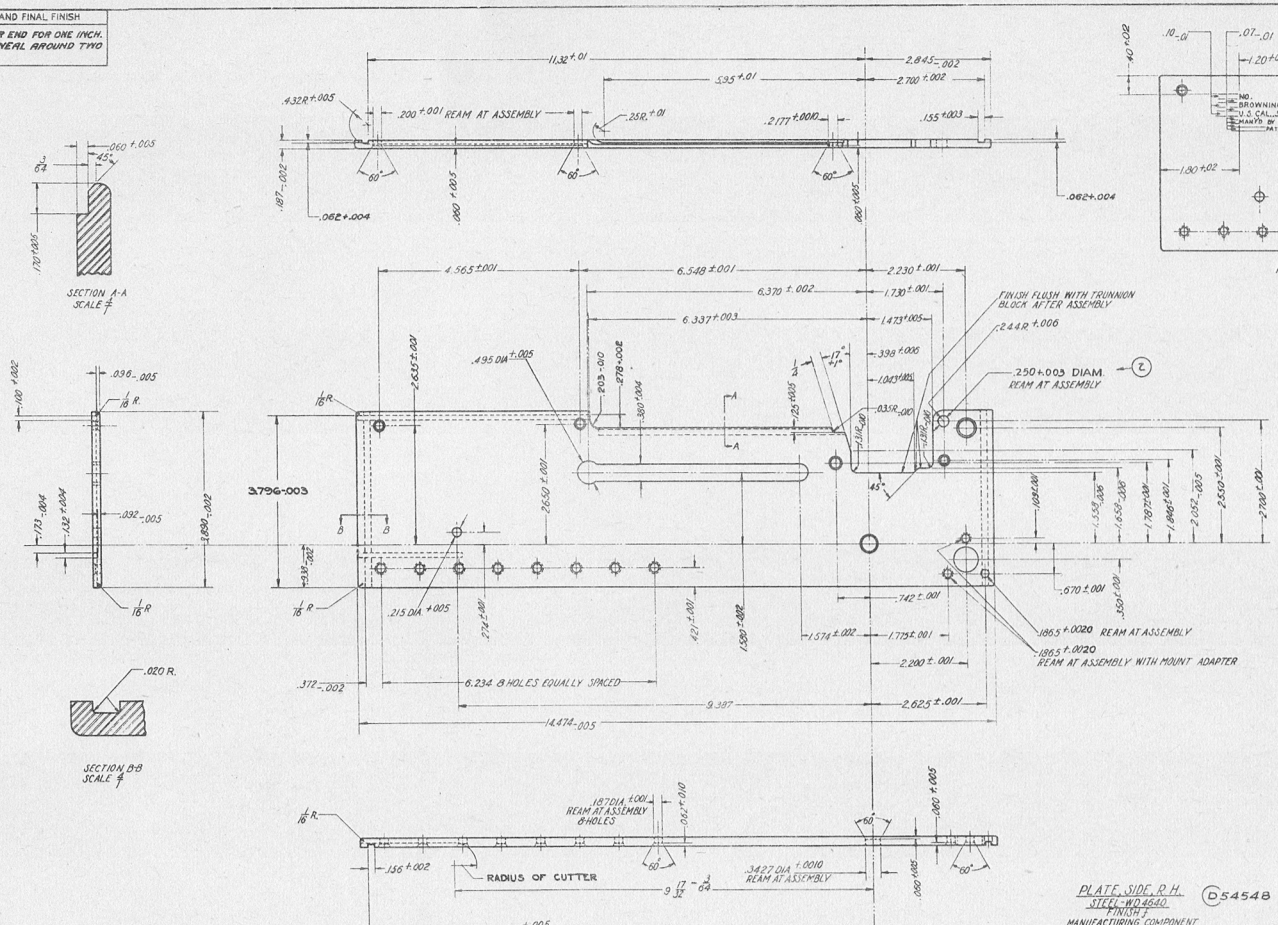


PLATE, SIDE, R.H.
STEEL-WD 4640
FINISH

MANUFACTURING COMPONENT

D54548

SCALE 1/1

| JULY 22, 1943 | CLASS | DIVISION | DRAWING | FILE |
|---|---|---|---|---|
| REVISIONS | | | | |
| 1' 9-19-44 | | | | |
| 2' 5-19-45 | | | | |

TOLERANCE ON DIMENSIONS NOT OTHERWISE SPECIFIED
DECIMAL ± .005
FRACTIONAL ± 1/64
ANGULAR ± 5°

DRAFTSMAN: S m 10
TRACED: S m 10
CHECKED: Hug
U.S. GAUGEMAN: H.H.R
CALC'D - MATTMAN

DRG. PERTAINS TO

| | |
|---|---|
| C94516 | PLATE SIDE, RH, ASSY |
| 51-125 | 30 BMG, M1919A6 |

SUBMITTED: H.H.Roe

EXAMINED:

ORD DEPT. U.S.A.
APPROVED BY ORDER OF THE CHIEF OF ORDNANCE.
H. L. Peterson
CAPT. ORD. DEPT. U.S.A.

D 54548

ORDNANCE DEPT. U.S.A.

MADE AT ROCK ISLAND ARSENAL